

Specification of Thermoelectric Module

TEC1-12715

Description

The 127 couples, 50 mm × 50 mm size single module which is made of our high performance ingot to achieve superior cooling performance and 70 °C or larger delta T max, is designed for superior cooling and heating applications. Beyond the standard below, we can design and manufacture the custom made module according to your special requirements.

Features

- No moving parts, no noise, and solid-state
- Compact structure, small in size, light in weight
- Environmental friendly
- RoHS compliant
- Precise temperature control
- Exceptionally reliable in quality, high performance

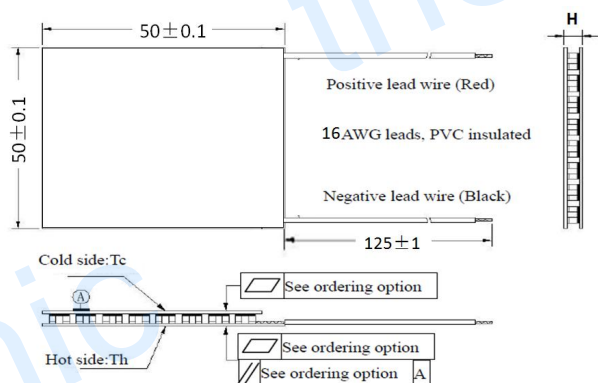
Application

- Food and beverage service refrigerator
- Portable cooler box for cars
- Liquid cooling
- Temperature stabilizer
- CPU cooler and scientific instrument
- Photonic and medical systems

Performance Specification Sheet

Th (°C)	27	50	Hot side temperature at environment: dry air, N ₂
DT _{max} (°C)	70	79	Temperature Difference between cold and hot side of the module when cooling capacity is zero at cold side
U _{max} (Voltage)	16.0	17.2	Voltage applied to the module at DT _{max}
I _{max} (amps)	15.0	15.0	DC current through the modules at DT _{max}
Q _{Cmax} (Watts)	150.2	164.2	Cooling capacity at cold side of the module under DT = 0 °C
AC resistance (ohms)	0.80	0.88	The module resistance is tested under AC
Tolerance (%)	± 10		For thermal and electricity parameters

Geometric Characteristics Dimensions in millimeters



Manufacturing Options

A. Solder:

1. T100: BiSn (Melting Point=138°C)
2. T200: CuSn (Melting Point= 227 °C)

B. Sealant:

1. NS: No sealing (Standard)
2. SS: Silicone sealant
3. EPS: Epoxy sealant
4. Customer specify sealing

C. Ceramics:

1. Alumina (Al₂O₃, white 96%)(AIO)
2. Aluminum Nitride (AlN)

D. Ceramics Surface Options:

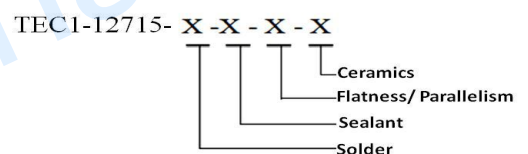
1. Blank ceramics (not metalized)
2. Metalized (Copper-Nickel plating)

Ordering Option

Suffix	Thickness (mm)	Flatness/ Parallelism (mm)	Lead wire length(mm) Standard/Optional length
TF	0:4.0±0.1	0:0.05/0.05	125±1/Specify
TF	1:4.0±0.05	1:0.025/0.025	125±1/Specify

Eg. TF00: Thickness 4.0 ± 0.1 (mm) and Flatness 0.05 / 0.05 (mm)

Naming for the Module



TEC1-12715-T100-NS-TF00-AIO

T100: BiSn (T_{me}l=138°C)

NS: No sealing

AIO: Alumina (Al₂O₃, white 96%)

TF00: Thickness ±0.1(mm) and Flatness/Parallelism:0.05/0.05 (mm)

Creative technology with fine manufacturing processes provides you the reliable and quality products

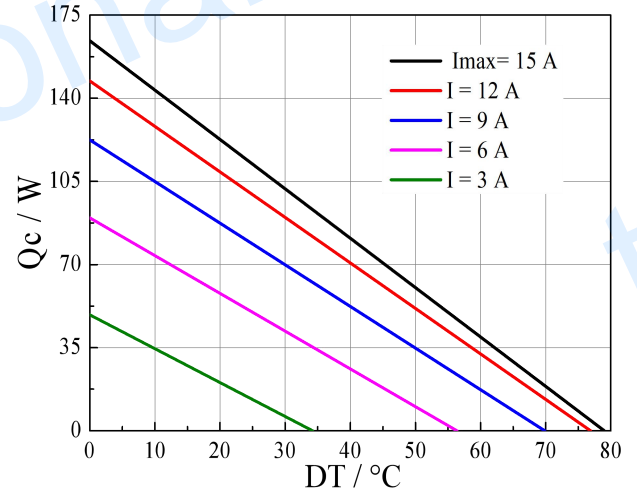
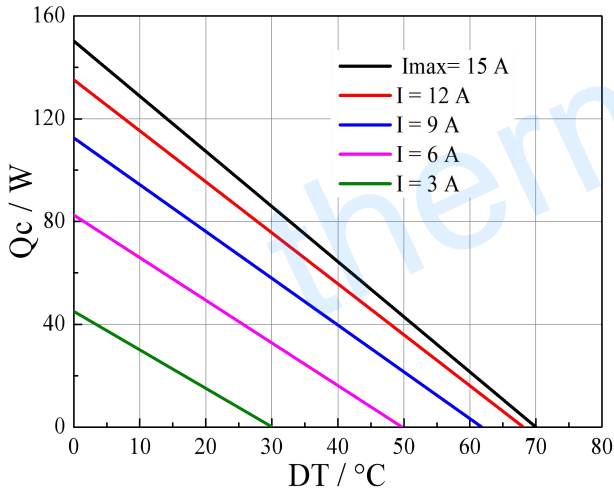
Tel: +86-791-88198288 Fax: +86-791-88198308 Email: sales@thermonamic.com.cn Web Site: www.thermonamic.com.cn

Specification of Thermoelectric Module

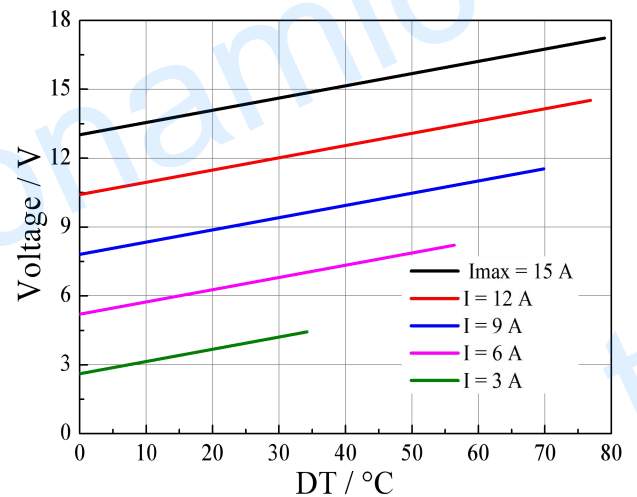
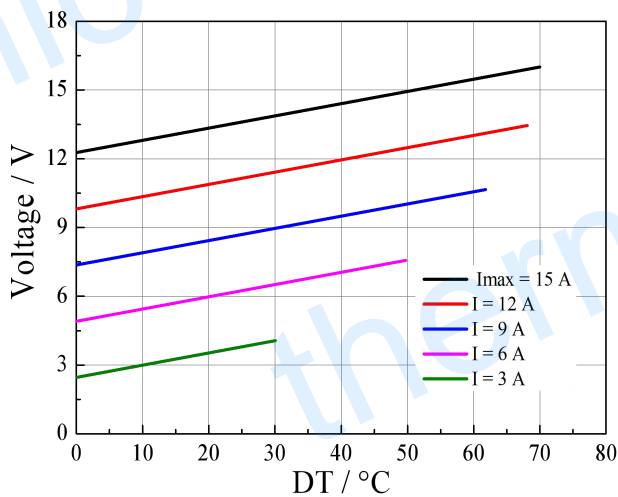
TEC1-12715

Performance Curves at $T_h=27^\circ\text{C}$

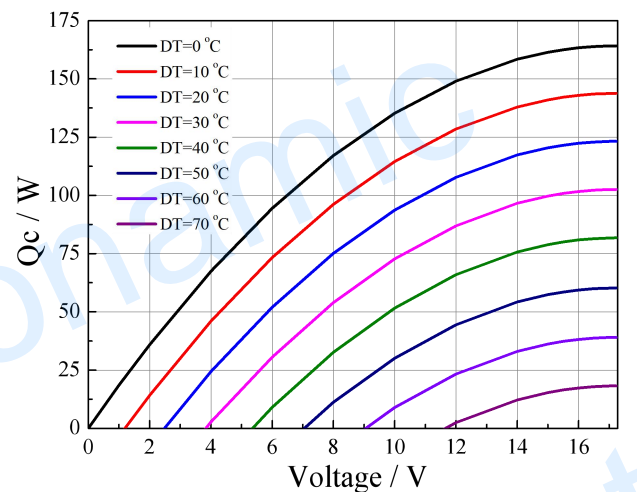
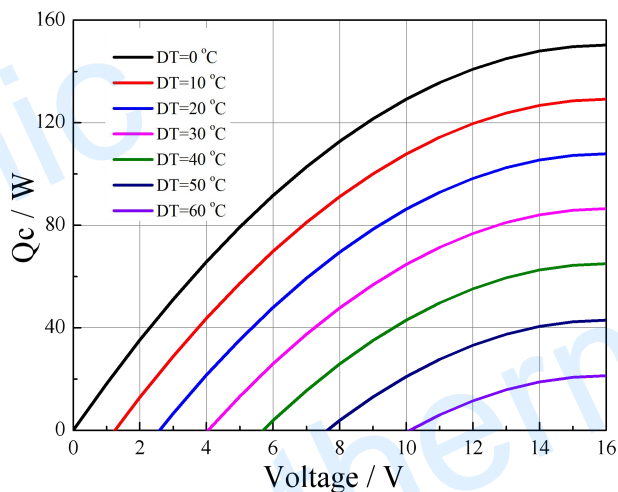
Performance Curves at $T_h=50^\circ\text{C}$



Standard Performance Graph $Q_c = f(DT)$



Standard Performance Graph $V = f(DT)$



Standard Performance Graph $Q_c = f(V)$

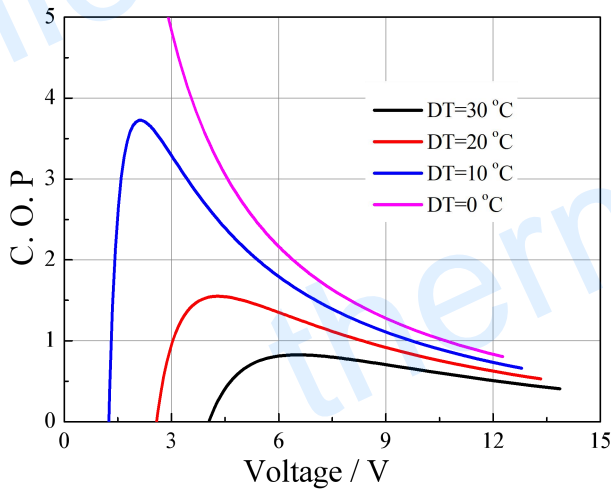
Creative technology with fine manufacturing processes provides you the reliable and quality products

Tel: +86-791-88198288 Fax: +86-791-88198308 Email: sales@thermonamic.com.cn Web Site: www.thermonamic.com.cn

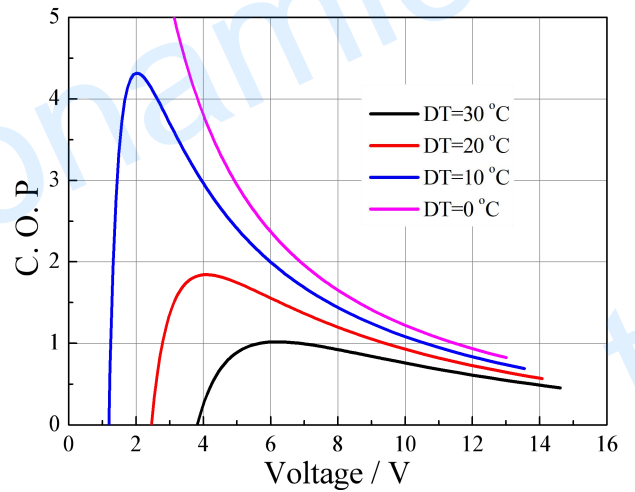
Specification of Thermoelectric Module

TEC1-12715

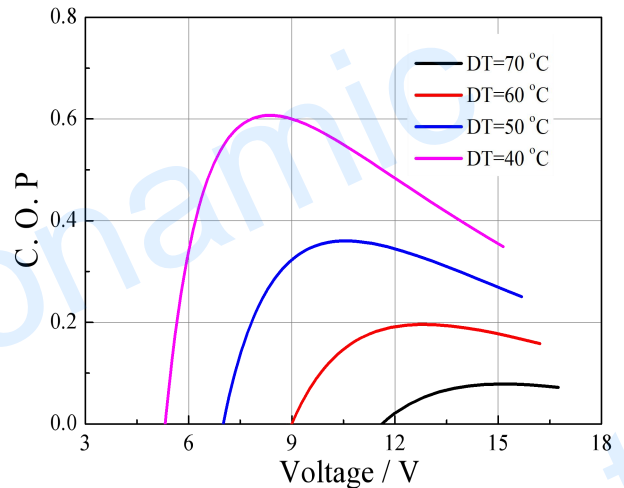
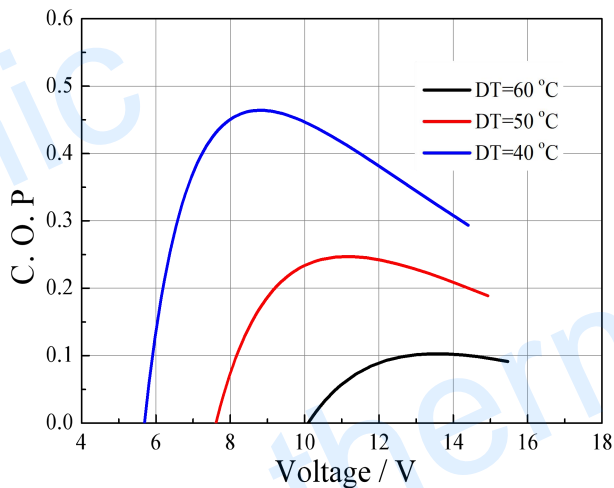
Performance Curves at $T_h=27\text{ }^\circ\text{C}$



Performance Curves at $T_h=50\text{ }^\circ\text{C}$



Standard Performance Graph COP = f(V) of DT ranged from 0 to 30 °C



Standard Performance Graph COP = f(V) of DT ranged from 40 to 60/70 °C

Remark: The coefficient of performance (COP) is the cooling power Q_c /Input power ($V \times I$).

Operation Cautions

- Attach the cold side of module to the object to be cooled
- Attach the hot side of module to a heat radiator for heat dissipating
- Storage module below $100\text{ }^\circ\text{C}$
- Operation below I_{\max} or V_{\max}
- Work under DC

Note: All specifications subject to change without notice.